

FOR RELEASE AUGUST 1, 2017

# Globally, People Point to ISIS and Climate Change as Leading Security Threats

*Concern about cyberattacks, world economy also widespread*

**BY** *Jacob Poushter and Dorothy Manevich*

**FOR MEDIA OR OTHER INQUIRIES:**

Jacob Poushter, Senior Researcher  
Rhonda Stewart, Senior Communications Manager

202.419.4372

[www.pewresearch.org](http://www.pewresearch.org)

## About Pew Research Center

Pew Research Center is a nonpartisan fact tank that informs the public about the issues, attitudes and trends shaping America and the world. It does not take policy positions. The Center conducts public opinion polling, demographic research, content analysis and other data-driven social science research. It studies U.S. politics and policy; journalism and media; internet, science and technology; religion and public life; Hispanic trends; global attitudes and trends; and U.S. social and demographic trends. All of the center's reports are available at [www.pewresearch.org](http://www.pewresearch.org). Pew Research Center is a subsidiary of The Pew Charitable Trusts, its primary funder.

© Pew Research Center 2017

# Globally, People Point to ISIS and Climate Change as Leading Security Threats

*Concern about cyberattacks, world economy also widespread*

People around the globe identify ISIS and climate change as the leading threats to national security, according to a new Pew Research Center survey. The survey asked about eight possible threats. While the level and focus of concern varies by region and country, ISIS and climate change clearly emerge as the most frequently cited security risks across the 38 countries polled.

ISIS is named as the top threat in a total of 18 countries surveyed – mostly concentrated in Europe, the Middle East, Asia and the United States. A substantial number of these countries have endured deadly terrorist attacks claimed by the Islamic militant group.

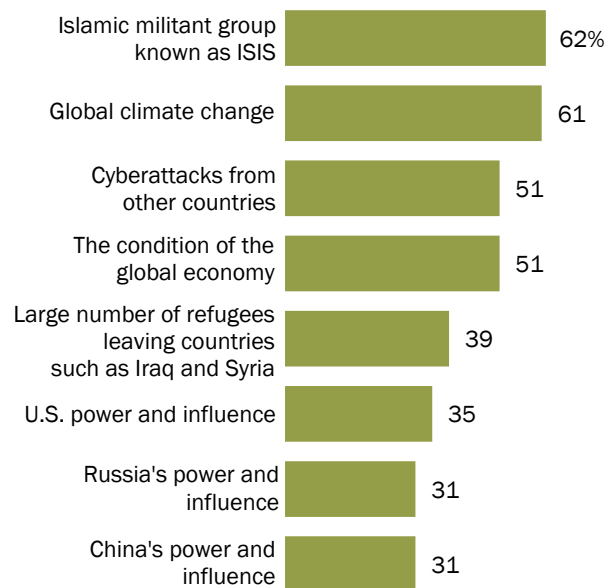
In 13 countries, mostly in Latin America and Africa, publics identify global climate change as the topmost threat. It is the second-ranked concern in many other countries polled.

Cyberattacks from other countries and the condition of the global economy are named as major threats by global medians of 51% each. Cyberattacks are the top concern in Japan and second-highest concern in places such as the U.S., Germany and the UK, where there have been a number of high-profile attacks of this type in recent months.

People in Greece and Venezuela view the health of the international economy as the leading threat to their countries, perhaps reflecting these nations' economic struggles in recent years. Many countries surveyed in the Middle East and Latin America name economic turmoil as their second-greatest concern.

## ISIS and climate change seen as among top threats around the world

— is a major threat to our country



Note: Figures represent global medians across 38 countries. ISIS not asked in Turkey, U.S. power and influence not asked in U.S., and Russia's power and influence not asked in Russia.

Source: Spring 2017 Global Attitudes Survey. Q17a-h.

PEW RESEARCH CENTER

The influx of refugees, which was of [particular concern in Europe in 2016](#), is seen as a major threat by a median of 39% across the 38 countries. It is the top threat in only one country, however: Hungary.

Globally, a median of about one-third view the power and influence of the U.S., Russia or China as a major threat. America's influence is a top concern in Turkey.<sup>1</sup> And in South Korea and Vietnam, eight-in-ten or more name China's power and influence as a major threat. Meanwhile, among the countries surveyed, fears of Russia are most acute in Poland.

These are among the major findings of a Pew Research Center survey conducted among 41,953 respondents in 38 countries that was conducted from Feb. 16 to May 8, 2017.

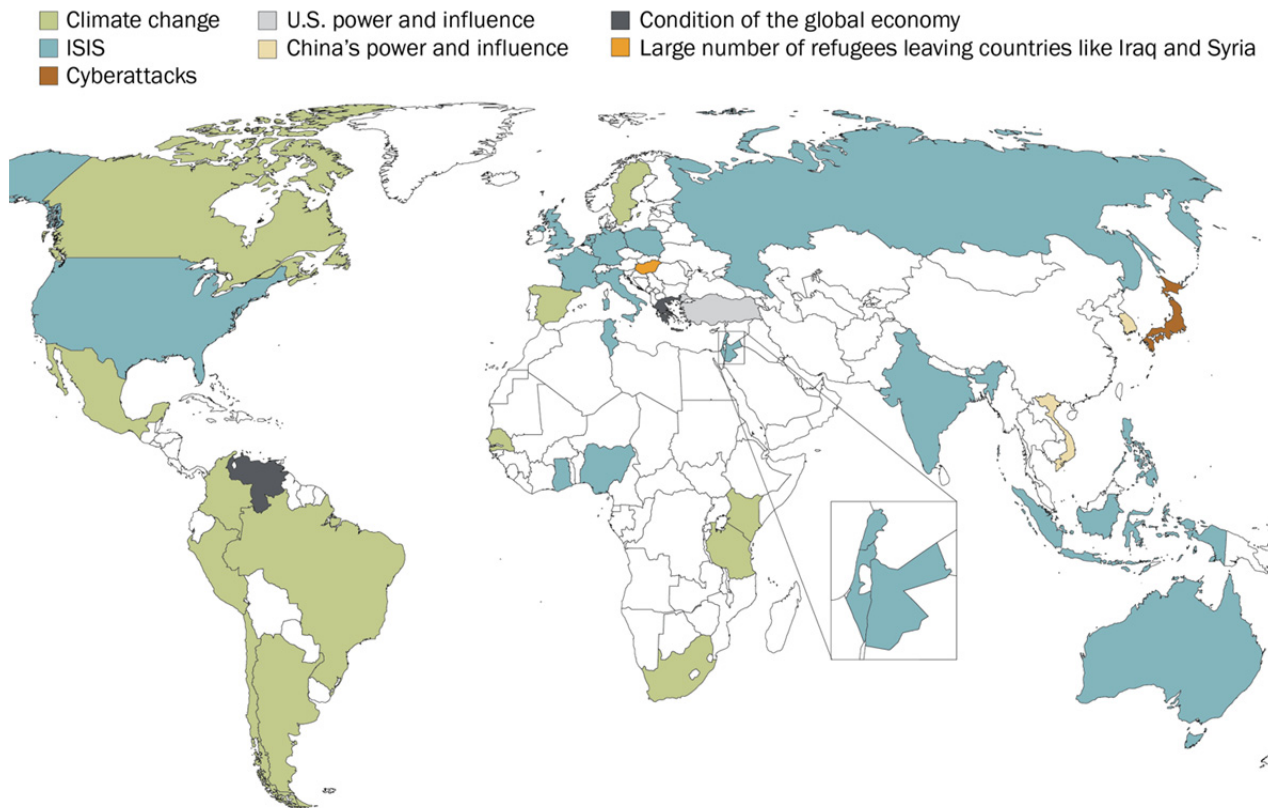
In general, there has been little change in the global threat assessment since the last time these questions were asked. But worries about the U.S. and its power and influence have increased in many countries in Europe and around the world since the election of Donald Trump. *(For more, see [here](#), and for a broader assessment of Trump's impact on the international image of the United States, see the June 26 report, "[U.S. Image Suffers as Publics Around World Question Trump's Leadership](#)."*)

---

<sup>1</sup> Opinions of ISIS were not asked in Turkey due to heightened security concerns in the country.

## Global publics see ISIS and climate change as the top international threats

*Top threat to (survey country)*



Note: U.S. power and influence not asked in the U.S., Russia's power and influence not asked in Russia, ISIS not asked in Turkey.  
Source: Spring 2017 Global Attitudes Survey, Q17a-h.

PEW RESEARCH CENTER

## ISIS is top concern in Europe, Middle East; climate change in Africa, Latin America

\_\_\_ is a major threat to our country

	Top threat	The Islamic militant group known as ISIS	Global climate change	Cyberattacks from other countries	The condition of the global economy	Large number of refugees leaving countries such as Iraq/Syria	The United States' power and influence	Russia's power and influence	China's power and influence
		%	%	%	%	%	%	%	%
U.S.	ISIS	<b>74</b>	56	<u>71</u>	37	36	*	47	41
Canada	Climate	55	<b>60</b>	47	33	25	38	30	25
France	ISIS	<b>88</b>	<u>72</u>	64	45	39	36	45	37
Germany	ISIS	<b>77</b>	63	<u>66</u>	22	28	35	33	21
Greece	Economy	<u>79</u>	<u>79</u>	51	<b>88</b>	67	44	24	31
Hungary	Refugees	<u>64</u>	59	36	37	<b>66</b>	22	28	26
Italy	ISIS	<b>85</b>	<u>65</u>	43	56	<u>65</u>	20	31	39
Netherlands	ISIS	<b>67</b>	<u>64</u>	57	21	31	26	44	19
Poland	ISIS	<b>66</b>	42	47	25	60	15	<u>65</u>	29
Spain	Climate	<u>88</u>	<b>89</b>	65	72	42	59	47	51
Sweden	Climate	<u>54</u>	<b>64</b>	44	20	22	22	39	13
UK	ISIS	<b>70</b>	59	<u>61</u>	37	36	35	43	32
Russia	ISIS	<b>58</b>	35	<u>34</u>	<b>38</b>	37	37	*	19
Australia	ISIS	<b>59</b>	<u>58</u>	51	42	33	35	29	39
India	ISIS	<b>66</b>	<u>47</u>	43	34	35	19	17	44
Indonesia	ISIS	<b>74</b>	56	52	<u>58</u>	42	55	35	43
Japan	Cyberattacks	62	<u>67</u>	<b>76</b>	51	38	62	43	64
Philippines	ISIS	<b>70</b>	<u>65</u>	64	46	46	25	26	47
South Korea	China	62	<u>79</u>	77	77	32	70	46	<b>83</b>
Vietnam	China	30	<u>61</u>	41	44	21	21	<u>11</u>	<b>80</b>
Israel	ISIS	<b>63</b>	38	38	33	<u>39</u>	17	27	21
Jordan	ISIS	<b>76</b>	40	34	<u>59</u>	46	24	49	10
Lebanon	ISIS	<b>97</b>	58	49	<u>73</u>	66	50	35	20
Tunisia	ISIS	<b>79</b>	44	40	<u>62</u>	48	50	33	20
Turkey	U.S.	*	53	54	59	<u>64</u>	<b>72</b>	54	33
Ghana	ISIS	<b>62</b>	49	<u>61</u>	48	56	39	32	46
Kenya	Climate	<u>73</u>	<b>76</b>	64	70	65	45	39	35
Nigeria	ISIS	<b>55</b>	43	47	<u>53</u>	50	38	29	29
Senegal	Climate	46	<b>56</b>	51	34	<u>53</u>	27	16	20
South Africa	Climate	45	<b>59</b>	<u>55</u>	48	52	35	33	39
Tanzania	Climate	52	<b>64</b>	44	<u>61</u>	57	33	24	27
Argentina	Climate	54	<b>76</b>	54	<u>66</u>	32	49	24	30
Brazil	Climate	52	<b>67</b>	<u>59</u>	57	36	47	31	34
Chile	Climate	50	<b>86</b>	64	<u>71</u>	29	57	30	38
Colombia	Climate	37	<b>74</b>	51	<u>61</u>	33	32	19	25
Mexico	Climate	40	<b>72</b>	54	<u>65</u>	31	61	23	22
Peru	Climate	37	<b>79</b>	42	<u>50</u>	27	30	19	23
Venezuela	Economy	36	<u>55</u>	44	<b>56</b>	27	32	19	22

\* Question not asked in country.

Note: **Bolded** figures note the top concern in each country. Underlined figures note the second-highest concern in each country.

Source: Spring 2017 Global Attitudes Survey. Q17a-h.

PEW RESEARCH CENTER

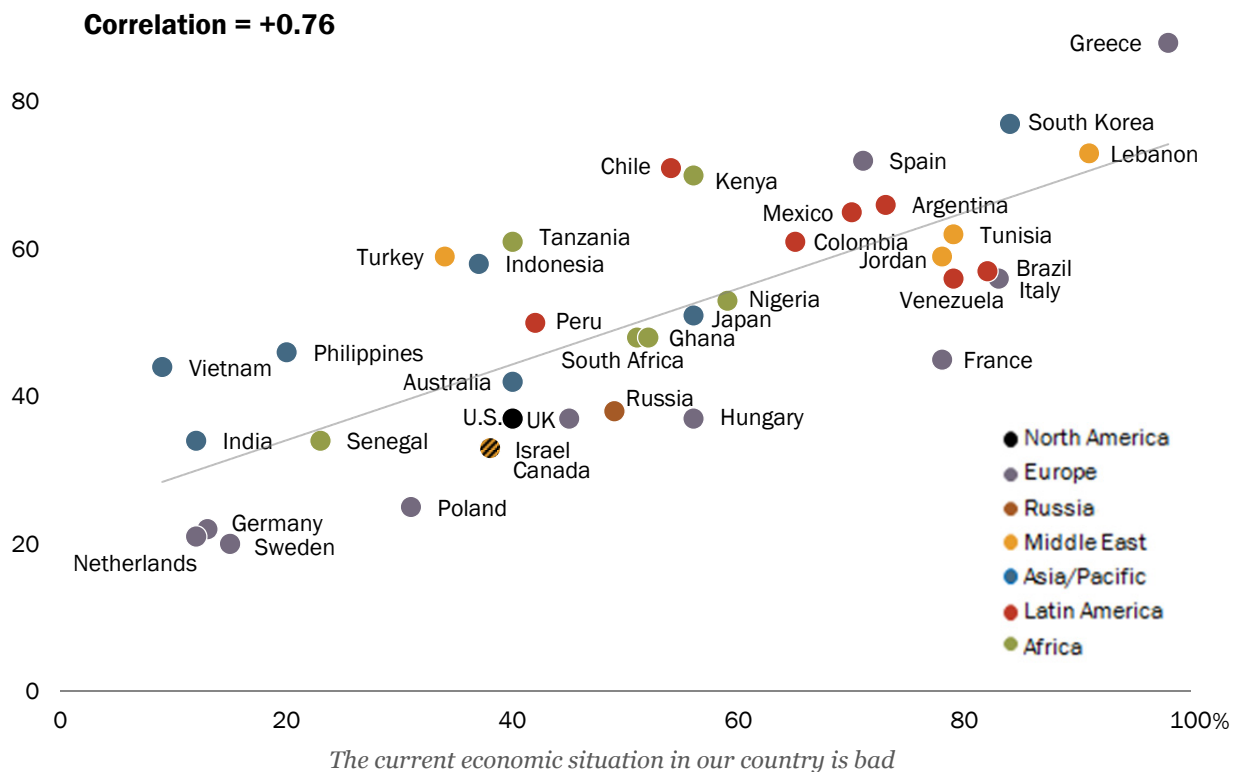
## Worries about the global economy align with concerns about national economies

Across the 38 countries surveyed, there is a strong positive association between overall negative perceptions of the national economy and general assessment of the global economy as a major threat. For example, in Greece, 98% say their nation's economic situation is bad and 88% name the condition of the global economy as the top threat. By contrast, only 12% in the Netherlands say their national economy is bad, with a corresponding 21% who name the worldwide economy as a great concern.

### Publics that see their countries struggling economically tend to feel more threatened by the condition of the global economy

*The condition of the global economy is a major threat to our country*

100%



Source: Spring 2017 Global Attitudes Survey. Q17h.

PEW RESEARCH CENTER

## Top threats by global region

The story of global threats in 2017 is partly regional in nature. Although ISIS and climate change are frequently cited as major threats, publics in particular countries and regions vary in the intensity and focus of their concerns.

ISIS is clearly the primary concern among the issues tested in Europe. Many Europeans also see climate change as a major threat to their countries.

In the Asia-Pacific, the Islamic State group and global warming rise to the top as major concerns, but a median of roughly half (52%) also worry about cyberattacks. A median of 47% across the region say China's power and influence is a major threat.

Among people across the Middle East and North Africa, ISIS is the top threat in four of the five countries surveyed, including 97% who name it as a major threat in Lebanon. People in the Middle East are also concerned about the condition of the global economy and the power and influence of the U.S.

In sub-Saharan Africa, people are most concerned about climate change, but other threats such as the refugee crisis, ISIS, cyberattacks and the global economy are concerns of around half or more across the six nations surveyed.

Regionally, Latin Americans show the greatest concern about climate change. It is the top threat in six of the seven nations surveyed. But they also worry about the global economy. In all Latin American nations surveyed – including Venezuela and Brazil, two nations that have seen economic

### Major concerns by region show divergences in top threat assessment

Regional medians saying \_\_\_ is a major threat to our country

	Europe	Asia-Pacific	Middle East	Africa	Latin America
	%	%	%	%	%
ISIS	<b>74</b>	<b>62</b>	*	54	40
Global climate change	<u>64</u>	<u>61</u>	44	<b>58</b>	<b>74</b>
Cyberattacks from other countries	54	52	40	53	54
The condition of the global economy	37	46	<b>59</b>	51	<u>61</u>
A large number of refugees leaving countries such as Iraq and Syria	41	35	48	<u>55</u>	31
The United States' power and influence	31	35	<u>50</u>	37	47
Russia's power and influence	41	29	35	31	23
China's power and influence	30	47	20	32	25

\* ISIS item only asked across four countries in the Middle East and North Africa. No median calculated. In these four countries, ISIS is the top threat.

Note: **Bolded** figures note the top concern in each region. Underlined figures note the second highest concern in each region.

Source: Spring 2017 Global Attitudes Survey. Q17a-h.

PEW RESEARCH CENTER



hardships recently – at least half say that the condition of the global economy is a serious threat to their country. (*For more on economic and political problems in Brazil, see “[How Brazilians view their country’s economic and political crises.](#)”*)

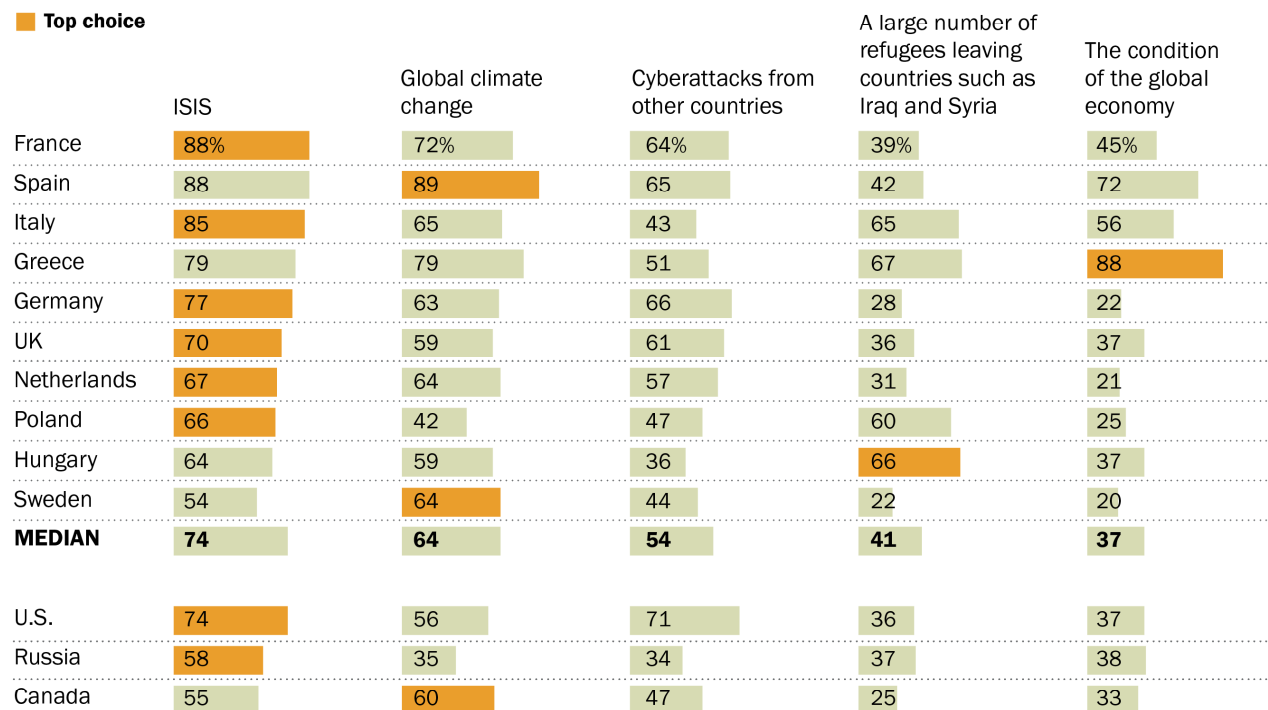
## In Europe and U.S., ISIS is seen as a major threat

Across 10 European nations, the U.S., Canada and Russia, majorities in most countries name ISIS as a serious threat to their countries. This includes a median of 74% across the European countries who say that ISIS is a major threat to their nation. The same number in the U.S. (74%) name ISIS as a top threat to their country. Relative to the other threats tested, people are especially worried about the Islamic State group in France (88%), Italy (85%) and Russia (58%).

While ISIS is the top threat in most of these countries, global climate change is also a pressing concern, especially in Spain (89%), Sweden (64%) and Canada (60%), where this issue tops the list. Across the 10 EU countries, a median of 64% say global climate change is a major threat. A slim majority in the U.S. (56%) see global climate change as a major threat.

## Across much of Europe, ISIS is top concern

\_\_\_ is a major threat to our country



Source: Spring 2017 Global Attitudes Survey. Q17d-h.

PEW RESEARCH CENTER

While half or more in seven of these 13 countries see cyberattacks from other countries as a major threat, in no country is it named as the top threat. Still, in the U.S. and Germany – both countries that have been targets of major attacks over the past year – 71% and 66% respectively see cyberattacks as a major threat. And across the 10 European countries, 54% say cyberattacks are a major concern. But only around a third in Russia agree (34%).

The large number of refugees coming from places like Iraq and Syria is named as the top threat in only one European country, Hungary, where 66% say the movement of refugees is a major threat. Worries about the refugee threat have somewhat abated in Europe over the past year. In [spring 2016](#), a median of 49% said refugees were a major threat, compared with 41% who say this in 2017.

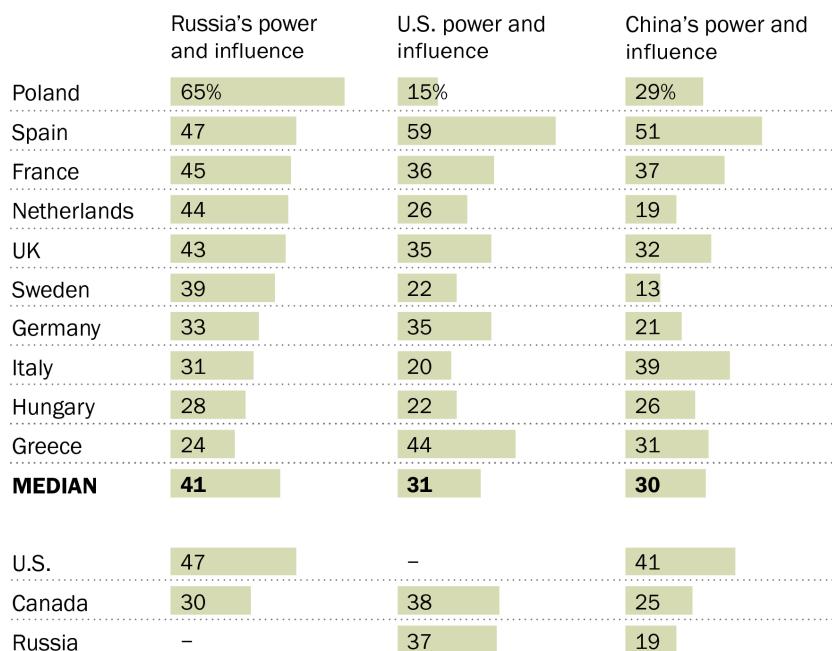
Fewer people in Europe see the condition of the global economy as a major threat. But in Greece, which has been mired in economic crisis for close to a decade, 88% name the global economy as a major threat, making it the topmost choice in that country. And 72% in Spain share the same level of concern about the economy.

While Russia's power and influence are not named as the greatest threat in any of the countries polled in Europe or North America, there is particular concern in Poland (65%). And 47% in the U.S. see Russia as a major threat, but there is a partisan divide: 61% of Democrats say Russia's power and influence is a major threat, compared with only 36% of Republicans. Across all of Europe, a median of 41% perceive Russia as a major threat.

U.S. power and influence is seen as a major threat by a median of 31% across Europe. Spain, however, is an outlier, with 59% worried about the U.S. In six

### In Europe, more concern about Russian influence than that of U.S. or China

\_\_\_ is a major threat to our country



Source: Spring 2017 Global Attitudes Survey. Q17a-c.

PEW RESEARCH CENTER

European countries surveyed and Canada, worries about American power and influence are up since 2016. (For more on this trend, see [here](#).)

China's power and influence are seen as a major threat by a modest median of three-in-ten across Europe.

## Demographic divides in Europe, U.S., Canada and Russia on top threats

Within the countries of Europe and North America, concern over many of the listed threats differs substantially between demographic groups. One of the starker divides is that of political ideology.

The most significant differences by ideology are on the refugee threat. In all of the countries surveyed in Europe and North America, those on the political right are more concerned about the large number of refugees coming from the Middle East than those on the left. For example, in Germany, 51% on the right say that the movement of refugees is a major threat, versus only 14%

### Those on ideological right are more concerned about ISIS and refugees; those on left more concerned about climate change

\_\_\_ is a major threat to our country

	A large number of refugees leaving countries such as Iraq and Syria				ISIS				Global climate change			
	Left	Center	Right	Right-left diff	Left	Center	Right	Right-left diff	Left	Center	Right	Right-left diff
	%	%	%		%	%	%		%	%	%	
U.S.*	14	31	60	<b>+46</b>	63	72	85	<b>+22</b>	86	59	31	<b>-55</b>
Germany	14	24	51	<b>+37</b>	68	77	90	<b>+22</b>	66	67	53	<b>-13</b>
France	21	33	52	<b>+31</b>	84	90	90	+6	74	79	68	-6
UK	14	39	45	<b>+31</b>	51	76	74	<b>+23</b>	72	61	48	<b>-24</b>
Canada	5	22	35	<b>+30</b>	33	59	59	<b>+26</b>	86	59	50	<b>-36</b>
Sweden	10	17	31	<b>+21</b>	42	54	60	<b>+18</b>	72	69	55	<b>-17</b>
Greece	56	64	75	<b>+19</b>	75	82	84	<b>+9</b>	80	86	72	-8
Hungary	53	66	70	<b>+17</b>	52	66	66	<b>+14</b>	54	65	54	0
Spain	33	42	50	<b>+17</b>	80	91	92	<b>+12</b>	90	91	87	-3
Netherlands	19	32	36	<b>+17</b>	47	77	72	<b>+25</b>	81	69	55	<b>-26</b>
Italy	64	65	78	<b>+14</b>	85	89	89	+4	68	60	73	+5
Poland	55	54	69	<b>+14</b>	63	67	72	+9	46	44	37	-9

\*In U.S., ideology is defined as conservative (right), moderate (center) and liberal (left).

Note: Statistically significant difference in **bold**.

Source: Spring 2017 Global Attitudes Survey. Q17d-e, g.

PEW RESEARCH CENTER

who say this on the political left. A similar divide exists in the U.S. between self-described conservatives (60% say refugees are a major threat) and liberals (14%).

In Europe, there is also a pattern of more concern about the refugee threat from those who favor right-wing populist parties. In France, for instance, supporters of Marine Le Pen's National Front (FN) are roughly twice as likely to be concerned about the refugee threat (65%) as are those who do not support FN (32%). Similar divides exist between supporters and detractors of Alternative for Germany (AfD); the United Kingdom Independence Party; the Party for Freedom (PVV) in the Netherlands; and the Sweden Democrats.

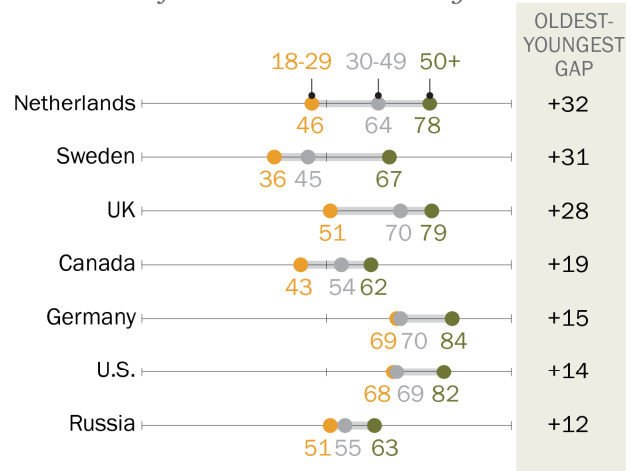
A similar right-left divide also exists for those who see ISIS as a major threat. In Canada, 59% on the right say that ISIS is a major threat, compared with only 33% of those on the left. Significant political divides on the ISIS threat also exist in the U.S. (a 22-percentage-point difference) and seven other EU countries.

On the threat of global climate change, there is a reverse pattern, with those on the political left in some countries more concerned about it than those on the right. This is most stark in the U.S., where 86% of liberals say climate change is a major concern, versus only 31% of conservatives. But this left-right divide also exists in Canada, the Netherlands, the UK, Sweden and Germany, though not to the same extent as in America.

In views of ISIS as a threat, there is also a divide by age. In seven countries in Europe, North America and Russia, people ages 50 and older are much more concerned about the threat from the extremist group than are the young. For example, in the Netherlands, 78% of people 50 or older say that ISIS is a major threat to their country, while only 46% among Dutch youth say the same.

## Older people tend to see ISIS as a greater threat

*ISIS is a major threat to our country*



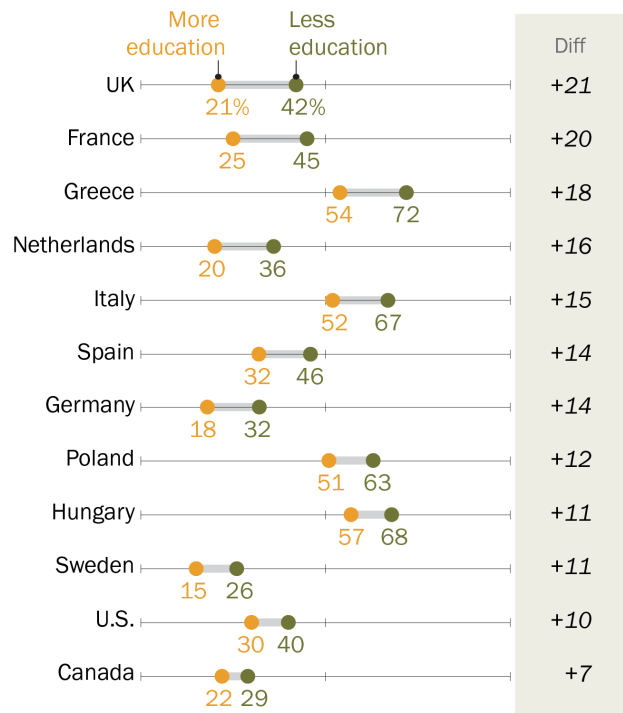
Note: Only statistically significant differences shown.  
Source: Spring 2017 Global Attitudes Survey, Q17e.

PEW RESEARCH CENTER

And on the refugee threat, there is a significant educational divide in all of the countries surveyed in Europe and North America. People with a secondary education or less tend to be more worried about an influx of Middle Eastern refugees, compared with people who have more education. The divides are particularly large in the UK (+21 percentage points) and France (+20), where educational splits played a large role in recent national elections and referenda.

### Those with less education more threatened by refugees

*A large number of refugees leaving countries such as Iraq and Syria is a major threat to our country*



Note: Only statistically significant differences shown. For the purpose of comparing educational groups across countries, we standardize education levels based on the UN's International Standard Classification of Education (ISCED). The lower education category is secondary education or below and the higher category is postsecondary or above. Source: Spring 2017 Global Attitudes Survey. Q17g.

PEW RESEARCH CENTER

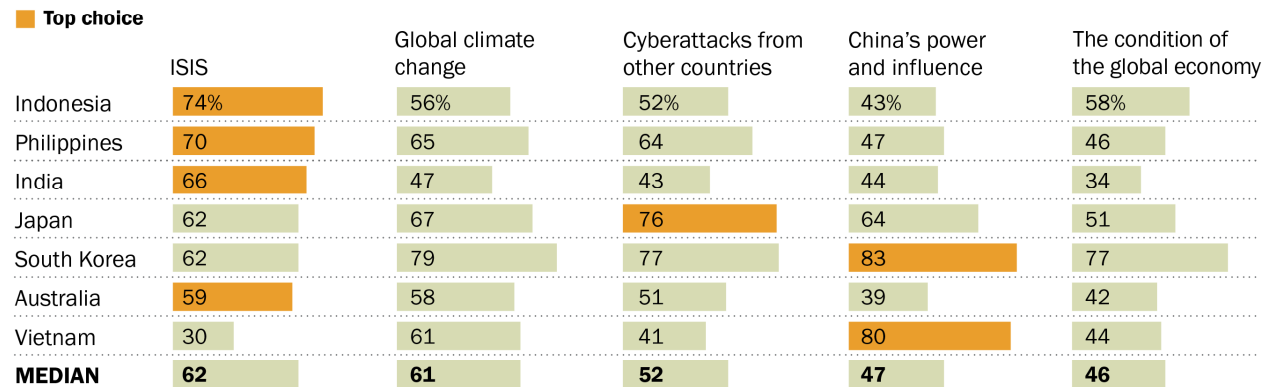
## In Asia-Pacific, views of top threats vary

Across seven Asia-Pacific nations surveyed, a median of 62% see ISIS as a major threat and 61% see global climate change in the same light. About half across the region see cyberattacks and Chinese power as a major challenge. Fewer are very concerned about the global economy, refugees or American and Russian power.

However, threat assessments vary considerably across the region. ISIS is seen as the top threat in Indonesia, the Philippines and India.<sup>2</sup> Though ISIS also tops the list in Australia, there are similar concerns about climate change as a major threat. Japanese are most concerned by cyberattacks from other countries. South Korea and Vietnam, for their part, rate China's power and influence as the top threat facing their nations.

### In Asia-Pacific, varied international concerns

\_\_\_ is a major threat to our country



Source: Spring 2017 Global Attitudes Survey. Q17a, d-f, h.

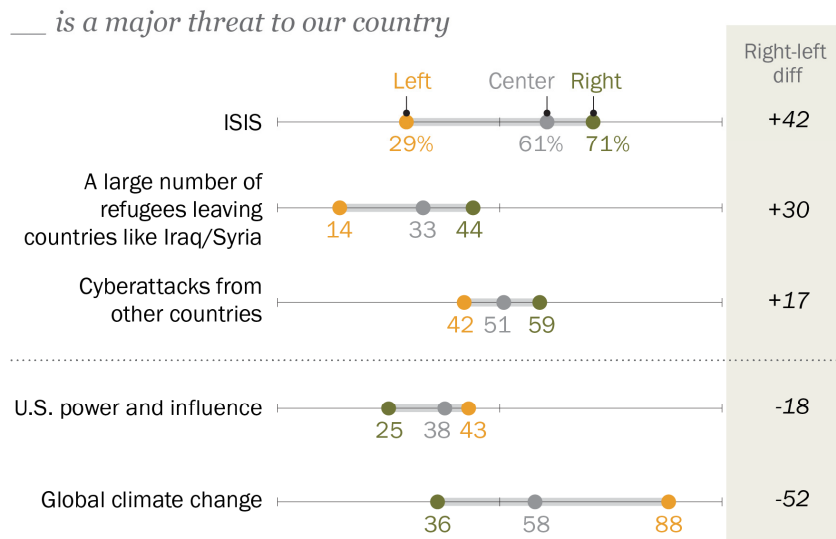
PEW RESEARCH CENTER

Concern about refugees from countries like Iraq and Syria, as well as Russia's power and influence, is quite low across the Asia-Pacific region. Worries about U.S. power and influence, meanwhile, vary substantially. Majorities across South Korea, Japan and Indonesia see American power as a major threat. In Australia, the Philippines, Vietnam and India, roughly a third or less see the U.S. in a similar light.

<sup>2</sup> The survey was conducted prior to the most recent string of ISIS-related attacks in [Indonesia](#) and the [Philippines](#). The first ISIS-related attack in [India](#) occurred during fielding.

In Australia, there are significant ideological differences in views of global threats. These divides are widest on global climate change and ISIS – compared with people on the right, those on the left are 52 percentage points *more* likely to see climate change as a major threat to Australia, but 42 points *less* likely to say the same about ISIS. Australians on the left are also more likely to see American power and influence as a major threat, but worry less about refugees and cyberattacks.

## In Australia, wide ideological divisions on international threats



Source: Spring 2017 Global Attitudes Survey. Q17b, d-g.

PEW RESEARCH CENTER

## In Middle East and North Africa, overwhelming concern about ISIS

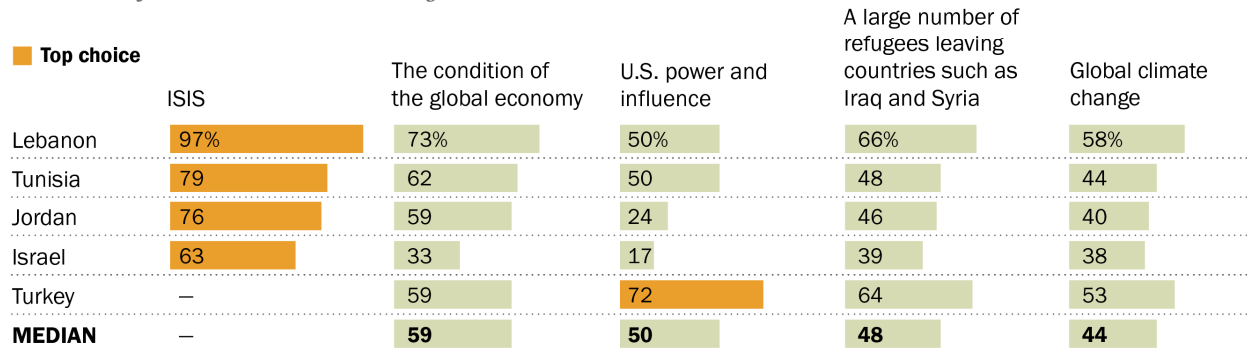
Across the Middle East and North Africa, ISIS is seen as the leading threat in all four countries in which the item was tested. This sentiment is nearly universal in Lebanon, with 97% saying ISIS poses a major threat to their country. Large majorities in Tunisia (79%), Jordan (76%) and Israel (63%) agree.

While the condition of the global economy does not rise to the top of the list in any one country, a median of 59% across the region feel it poses a major challenge and it is the second highest international concern in Lebanon, Tunisia and Jordan. A median of 50% in the region are very threatened by U.S. power, 48% by refugees and 44% by climate change. Fewer see cyberattacks (median of 40%), Russian power (35%) or Chinese power (20%) as major threats.

A year after a failed coup attempt **blamed** at least in part on the U.S., 72% in Turkey say American power and influence is a major threat to their country. This figure is up 28 percentage points since 2013, when just 44% named U.S. power and influence as a major threat. People in Turkey are also worried about the refugee issue (64% major threat), which has spilled over their borders in recent years.

## Across Middle East and North Africa, overwhelming majorities see ISIS as top threat

\_\_\_ is a major threat to our country



Note: ISIS not asked in Turkey. No median calculated for ISIS because item was only asked across four countries in the region. Source: Spring 2017 Global Attitudes Survey. Q17b, d-e, g-h.

PEW RESEARCH CENTER

Israel stands out among the Middle Eastern countries surveyed for its lower levels of concern about each international threat tested. While 63% of Israelis see ISIS as a major threat, about four-in-ten or fewer name any other issue as a major challenge. Within Israel, Jews are more concerned than Arabs about refugees from places like Iraq and Syria (44% vs. 22%), ISIS (66% vs. 53%) and Russian power and influence (29% vs 19%).

In Lebanon, views of U.S., Russian and Chinese influence break along religious lines. A large majority of Shiites (67%) feel threatened by U.S. power and influence. Fewer Lebanese Sunnis (44%) and Christians (35%) feel the same way. These views align with overall [views of the U.S.](#) – only 7% of Shiites have a favorable opinion of the U.S., compared with 36% of Sunnis and 59% of Christians. When it comes to Russian power, concerns flip: Sunnis (56%) are more likely to see Russia's power and influence as a major threat than are Christians (32%) and Shiites (13%).

### In Lebanon, Shiites say they are more threatened by U.S., Sunnis by Russia

\_\_\_ is a major threat to our country

	Among Lebanese ...		
	Shiite %	Sunni %	Christian %
U.S. power and influence	67	44	35
Russia's power and influence	13	56	32
China's power and influence	6	32	16

Source: Spring 2017 Global Attitudes Survey. Q17a-c.

PEW RESEARCH CENTER



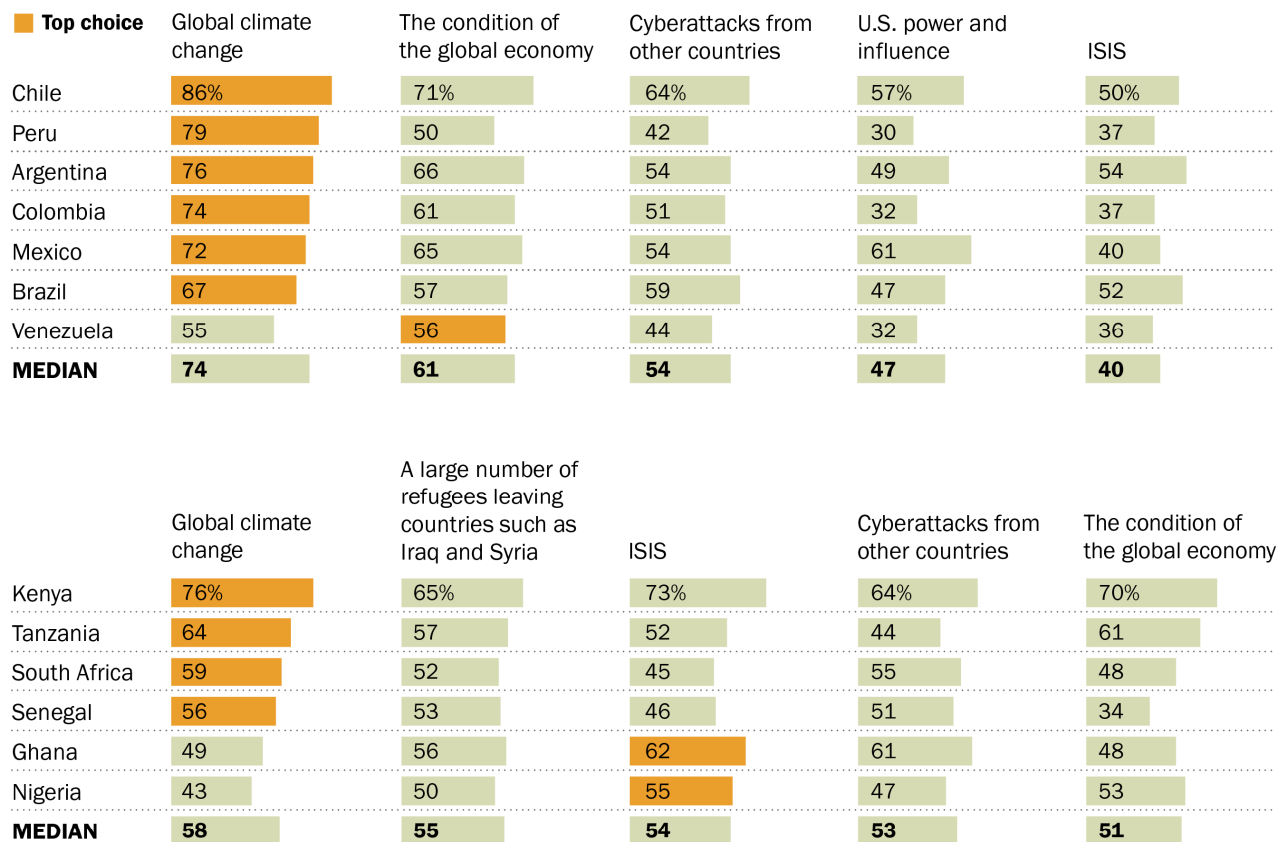
## In Latin America and Africa, climate change is top threat

Pew Research Center surveys have shown consistently high [concern](#) about climate change in Latin America and sub-Saharan Africa. Today, climate change is seen as the top international threat in six of seven Latin American countries surveyed and four of six sub-Saharan African countries.

In Latin America, a median of 74% name global climate change as a major threat to their country. Chileans are particularly concerned about climate change, with 86% saying it poses a major threat to their nation, followed by Peruvians (79%) and Argentines (76%). A median of 61% name the condition of the global economy as a major concern and 54% name cyberattacks. Rounding out the top five threats are U.S. power and influence (median of 47%) and ISIS (40%). Few see refugees (median of 31%), Chinese power (25%) or Russian power (23%) as a large threat.

### In Latin America and Africa, climate change seen as top threat

\_\_\_ is a major threat to our country



Source: Spring 2017 Global Attitudes Survey. Q17b, d-h

PEW RESEARCH CENTER

Venezuela is the only Latin American country surveyed in which economic worries match the level of concern over climate change. A majority of Venezuelans (56%) name the condition of the global economy as a major threat, virtually tied with the 55% who say the same about climate change. In five of the six remaining Latin American nations surveyed, the condition of the world economy ranks as the second-greatest threat.

Concern about U.S. power is relatively low in Latin America, but this is not the case in Mexico. Roughly six-in-ten Mexicans say U.S. power and influence is a major threat to their country, which comes amid [steep drops](#) in U.S. favorability and confidence in the U.S. president in Mexico.

In sub-Saharan Africa, a median of 58% believe global climate change is a major threat to their country. Climate change is the top international threat in Kenya (76%), Tanzania (64%), South Africa (59%) and Senegal (56%).

Closely trailing climate change is concern about refugees from places like Iraq and Syria (median of 55%), ISIS (54%), cyberattacks (53%) and the condition of the global economy (51%). Ghana and Nigeria are the only two nations in sub-Saharan Africa whose preeminent worry is not climate change – they instead see ISIS as their top threat. And on the economy, more than half in Kenya (70%), Tanzania (61%) and Nigeria (53%) are concerned.

There is little concern throughout sub-Saharan Africa about the power and influence of the U.S., Russia or China. In no country does even half the population name these issues as a major threat.

## Acknowledgments

This report is a collaborative effort based on the input and analysis of the following individuals.

Jacob Poushter, *Senior Researcher*

Dorothy Manevich, *Research Analyst*

Danielle Alberti, *Web Developer*

James Bell, *Vice President, Global Strategy*

Caldwell Bishop, *Research Associate*

Hanyu Chwe, *Research Assistant*

Stefan Cornibert, *Communications Manager*

Danielle Cuddington, *Research Analyst*

Claudia Deane, *Vice President, Research*

Janell Fetterolf, *Research Associate*

Simona Griffith, *Intern*

Hamza Jaleel, *Intern*

Courtney Johnson, *Research Associate*

Erica Jurado, *Web Developer Intern*

Michael Keegan, *Information Graphics Designer*

David Kent, *Copy Editor*

Patrick Moynihan, *Associate Director, International Research Methods*

Audrey Powers, *Administrative Manager*

Ariana Rodriguez-Gitler, *Digital Producer*

Guilherme Russo, *Research Associate*

Steve Schwarzer, *Senior Research Methodologist*

Laura Silver, *Senior Researcher*

Katie Simmons, *Associate Director, Research*

Rhonda Stewart, *Senior Communications Manager*

Bruce Stokes, *Director, Global Economic Attitudes*

Kyle Taylor, *Research Assistant*

Richard Wike, *Director, Global Attitudes Research*

Margaret Vice, *Senior Researcher*

## Methodology

### About the Pew Research Center's Spring 2017 Global Attitudes Survey

Results for the survey are based on telephone and face-to-face interviews conducted under the direction of D3 Systems, Inc., ORB International, Princeton Survey Research Associates International, Kantar Public UK and Voices! Research & Consultancy. The results are based on national samples, unless otherwise noted. More details about our international survey methodology and country-specific sample designs are [available here](#).

[Detailed information on survey methods for this report](#)

[General information on international survey research](#)

# Topline Questionnaire

**Pew Research Center**  
**Spring 2017 Survey**  
**August 1, 2017 Release**

## Methodological notes:

- Survey results are based on national samples. For further details on sample designs, see Methodology section and our [international survey methods database](#).
- Due to rounding, percentages may not total 100%. The topline “total” columns show 100%, because they are based on unrounded numbers.
- Throughout this report, trends from India in 2013 refer to a survey conducted between December 7, 2013, and January 12, 2014 (Winter 2013-2014).
- Not all questions included in the Spring 2017 survey are presented in this topline. Omitted questions have either been previously released or will be released in future reports.

		Q17a. I'd like your opinion about some possible international concerns for (survey country). Do you think that ____ is a major threat, a minor threat or not a threat to (survey country)? a. China's power and influence				
		Major threat	Minor threat	Not a threat	DK/Refused	Total
United States	Spring, 2017	41	45	11	3	100
	Spring, 2013	44	38	13	6	100
Canada	Spring, 2017	25	48	21	7	100
	Spring, 2013	34	45	16	5	100
France	Spring, 2017	37	40	20	2	100
	Spring, 2013	44	35	21	0	100
Germany	Spring, 2017	21	57	17	5	100
	Spring, 2013	38	45	13	3	100
Greece	Spring, 2017	31	27	37	4	100
	Spring, 2013	34	22	42	2	100
Hungary	Spring, 2017	26	40	27	7	100
Italy	Spring, 2017	39	35	19	8	100
	Spring, 2013	52	28	15	4	100
Netherlands	Spring, 2017	19	54	23	4	100
Poland	Spring, 2017	29	34	25	12	100
	Spring, 2013	39	36	18	7	100
Spain	Spring, 2017	51	26	16	8	100
	Spring, 2013	38	40	18	3	100
Sweden	Spring, 2017	13	55	28	4	100
United Kingdom	Spring, 2017	32	46	14	8	100
	Spring, 2013	29	44	20	7	100
Russia	Spring, 2017	19	44	33	4	100
	Spring, 2013	31	37	25	8	100
Australia	Spring, 2017	39	47	13	1	100
	Spring, 2013	31	44	23	3	100
India	Spring, 2017	44	21	6	29	100
	Winter, 2013-2014	56	22	6	16	100
Indonesia	Spring, 2017	43	31	17	9	100
	Spring, 2013	27	38	27	8	100
Japan	Spring, 2017	64	25	7	5	100
	Spring, 2013	74	17	7	2	100
Philippines	Spring, 2017	47	30	18	4	100
	Spring, 2013	47	40	10	3	100
South Korea	Spring, 2017	83	13	3	1	100
	Spring, 2013	76	17	6	1	100
Vietnam	Spring, 2017	80	12	5	3	100
Israel	Spring, 2017	21	37	39	3	100
	Spring, 2013	20	38	40	2	100
Jordan	Spring, 2017	10	28	58	4	100
	Spring, 2013	8	32	55	5	100
Lebanon	Spring, 2017	20	18	57	5	100
	Spring, 2013	19	28	49	4	100
Tunisia	Spring, 2017	20	14	55	11	100
	Spring, 2013	17	18	49	16	100
Turkey	Spring, 2017	33	25	29	12	100
	Spring, 2013	21	23	39	17	100
Ghana	Spring, 2017	46	19	22	13	100
	Spring, 2013	31	27	30	13	100
Kenya	Spring, 2017	35	20	28	16	100
	Spring, 2013	27	43	27	2	100
Nigeria	Spring, 2017	29	26	34	11	100
	Spring, 2013	8	21	58	13	100
Senegal	Spring, 2017	20	17	49	14	100
	Spring, 2013	19	18	47	16	100

		Q17a. I'd like your opinion about some possible international concerns for (survey country). Do you think that ____ is a major threat, a minor threat or not a threat to (survey country)? a. China's power and influence				
		Major threat	Minor threat	Not a threat	DK/Refused	Total
South Africa	Spring, 2017	39	24	24	13	100
	Spring, 2013	40	23	26	11	100
Tanzania	Spring, 2017	27	16	45	12	100
Argentina	Spring, 2017	30	18	39	13	100
	Spring, 2013	23	23	43	12	100
Brazil	Spring, 2017	34	22	31	13	100
	Spring, 2013	25	30	40	5	100
Chile	Spring, 2017	38	23	32	7	100
	Spring, 2013	17	31	40	13	100
Colombia	Spring, 2017	25	30	34	11	100
Mexico	Spring, 2017	22	33	33	13	100
	Spring, 2013	37	28	27	9	100
Peru	Spring, 2017	23	30	37	10	100
Venezuela	Spring, 2017	22	20	49	9	100
	Spring, 2013	15	17	59	9	100

		Q17b. I'd like your opinion about some possible international concerns for (survey country). Do you think that ____ is a major threat, a minor threat or not a threat to (survey country)? b. the United States' power and influence				
		Major threat	Minor threat	Not a threat	DK/Refused	Total
Canada	Spring, 2017	38	36	23	3	100
	Spring, 2016	28	42	26	5	100
	Spring, 2013	23	39	36	2	100
France	Spring, 2017	36	43	20	1	100
	Spring, 2016	28	38	33	1	100
	Spring, 2013	20	38	42	0	100
Germany	Spring, 2017	35	45	17	3	100
	Spring, 2016	25	48	25	3	100
	Spring, 2013	19	48	30	2	100
Greece	Spring, 2017	44	22	31	3	100
	Spring, 2016	43	23	30	4	100
	Spring, 2013	49	16	33	3	100
Hungary	Spring, 2017	22	39	33	6	100
	Spring, 2016	23	43	30	3	100
Italy	Spring, 2017	20	35	39	6	100
	Spring, 2016	21	30	43	6	100
	Spring, 2013	10	28	57	5	100
Netherlands	Spring, 2017	26	48	25	2	100
	Spring, 2016	18	43	36	3	100
Poland	Spring, 2017	15	29	50	6	100
	Spring, 2016	25	28	41	7	100
	Spring, 2013	23	35	35	6	100
Spain	Spring, 2017	59	20	17	4	100
	Spring, 2016	42	23	31	4	100
	Spring, 2013	17	41	40	2	100
Sweden	Spring, 2017	22	54	21	2	100
	Spring, 2016	12	49	39	1	100
United Kingdom	Spring, 2017	35	39	23	4	100
	Spring, 2016	24	36	35	4	100
	Spring, 2013	22	37	36	5	100
Russia	Spring, 2017	37	42	17	4	100
	Spring, 2013	37	39	17	6	100

		Q17b. I'd like your opinion about some possible international concerns for (survey country). Do you think that _____ is a major threat, a minor threat or not a threat to (survey country)? b. the United States' power and influence				
		Major threat	Minor threat	Not a threat	DK/Refused	Total
Australia	Spring, 2017	35	41	22	2	100
	Spring, 2016	22	41	36	1	100
	Spring, 2013	19	39	40	2	100
India	Spring, 2017	19	24	19	38	100
	Spring, 2016	27	24	18	31	100
	Winter, 2013-2014	27	29	19	25	100
Indonesia	Spring, 2017	55	18	17	11	100
	Spring, 2013	44	29	21	6	100
Japan	Spring, 2017	62	22	12	4	100
	Spring, 2016	52	30	14	4	100
	Spring, 2013	49	35	13	3	100
Philippines	Spring, 2017	25	31	38	5	100
	Spring, 2013	25	37	35	2	100
South Korea	Spring, 2017	70	17	12	1	100
	Spring, 2013	66	20	14	1	100
Vietnam	Spring, 2017	21	33	40	6	100
Israel	Spring, 2017	17	24	58	1	100
	Spring, 2013	9	18	70	3	100
Jordan	Spring, 2017	24	34	37	4	100
	Spring, 2013	24	30	44	2	100
Lebanon	Spring, 2017	50	25	24	2	100
	Spring, 2013	45	22	31	2	100
Tunisia	Spring, 2017	50	14	27	9	100
	Spring, 2013	36	20	29	15	100
Turkey	Spring, 2017	72	15	9	4	100
	Spring, 2013	44	32	13	11	100
Ghana	Spring, 2017	39	22	25	14	100
	Spring, 2013	11	19	52	17	100
Kenya	Spring, 2017	45	16	25	13	100
	Spring, 2016	37	23	33	7	100
	Spring, 2013	31	31	34	4	100
Nigeria	Spring, 2017	38	28	26	8	100
	Spring, 2016	32	30	26	13	100
	Spring, 2013	17	22	47	13	100
Senegal	Spring, 2017	27	22	39	12	100
	Spring, 2013	18	15	52	15	100
South Africa	Spring, 2017	35	27	24	13	100
	Spring, 2016	38	23	26	13	100
	Spring, 2013	24	30	36	10	100
Tanzania	Spring, 2017	33	22	33	11	100
Argentina	Spring, 2017	49	20	20	11	100
	Spring, 2013	41	25	24	10	100
Brazil	Spring, 2017	47	22	20	11	100
	Spring, 2013	27	27	42	4	100
Chile	Spring, 2017	57	18	18	6	100
	Spring, 2013	23	31	36	11	100
Colombia	Spring, 2017	32	29	32	6	100
Mexico	Spring, 2017	61	24	12	3	100
	Spring, 2013	38	32	24	5	100
Peru	Spring, 2017	30	31	32	7	100
Venezuela	Spring, 2017	32	24	37	7	100
	Spring, 2013	35	20	36	9	100



		Q17c. I'd like your opinion about some possible international concerns for (survey country). Do you think that _____ is a major threat, a minor threat or not a threat to (survey country)? c. Russia's power and influence				
		Major threat	Minor threat	Not a threat	DK/Refused	Total
United States	Spring, 2017	47	41	9	3	100
Canada	Spring, 2017	30	47	17	7	100
France	Spring, 2017	45	39	14	2	100
Germany	Spring, 2017	33	53	12	2	100
Greece	Spring, 2017	24	24	50	3	100
Hungary	Spring, 2017	28	45	22	6	100
Italy	Spring, 2017	31	35	25	9	100
Netherlands	Spring, 2017	44	44	10	2	100
Poland	Spring, 2017	65	25	5	5	100
Spain	Spring, 2017	47	28	18	6	100
Sweden	Spring, 2017	39	52	8	1	100
United Kingdom	Spring, 2017	43	41	10	6	100
Australia	Spring, 2017	29	50	17	4	100
India	Spring, 2017	17	20	25	38	100
Indonesia	Spring, 2017	35	27	19	19	100
Japan	Spring, 2017	43	40	9	8	100
Philippines	Spring, 2017	26	29	31	14	100
South Korea	Spring, 2017	46	39	9	6	100
Vietnam	Spring, 2017	11	27	54	8	100
Israel	Spring, 2017	27	46	25	2	100
Jordan	Spring, 2017	49	34	16	2	100
Lebanon	Spring, 2017	35	19	43	3	100
Tunisia	Spring, 2017	33	17	36	14	100
Turkey	Spring, 2017	54	25	15	6	100
Ghana	Spring, 2017	32	18	22	28	100
Kenya	Spring, 2017	39	18	21	23	100
Nigeria	Spring, 2017	29	23	29	19	100
Senegal	Spring, 2017	16	18	34	32	100
South Africa	Spring, 2017	33	23	22	23	100
Tanzania	Spring, 2017	24	19	36	20	100
Argentina	Spring, 2017	24	21	30	25	100
Brazil	Spring, 2017	31	25	27	17	100
Chile	Spring, 2017	30	25	28	18	100
Colombia	Spring, 2017	19	26	35	20	100
Mexico	Spring, 2017	23	30	26	21	100
Peru	Spring, 2017	19	26	39	16	100
Venezuela	Spring, 2017	19	20	45	16	100

		Q17d. I'd like your opinion about some possible international concerns for (survey country). Do you think that ____ is a major threat, a minor threat or not a threat to (survey country)? d. global climate change				
		Major threat	Minor threat	Not a threat	DK/Refused	Total
United States	Spring, 2017	56	26	16	2	100
	April, 2016	53	30	15	3	100
	Spring, 2013	40	37	20	3	100
	May, 2012	45	32	19	3	100
Canada	Spring, 2017	60	28	11	2	100
	Spring, 2016	61	26	9	3	100
	Spring, 2013	54	34	10	2	100
France	Spring, 2017	72	20	7	0	100
	Spring, 2016	73	20	5	1	100
	Spring, 2013	54	33	13	0	100
Germany	Spring, 2017	63	30	5	1	100
	Spring, 2016	65	28	6	1	100
	Spring, 2013	56	37	7	1	100
Greece	Spring, 2017	79	14	6	1	100
	Spring, 2016	84	10	5	1	100
	Spring, 2013	87	9	4	1	100
Hungary	Spring, 2017	59	33	6	2	100
	Spring, 2016	66	26	6	1	100
Italy	Spring, 2017	65	25	6	5	100
	Spring, 2016	72	19	6	2	100
	Spring, 2013	64	27	5	4	100
Netherlands	Spring, 2017	64	29	6	1	100
	Spring, 2016	56	34	9	1	100
Poland	Spring, 2017	42	37	13	7	100
	Spring, 2016	54	28	12	6	100
	Spring, 2013	45	37	13	4	100
Spain	Spring, 2017	89	7	4	1	100
	Spring, 2016	89	7	3	1	100
	Spring, 2013	64	26	8	1	100
Sweden	Spring, 2017	64	32	3	1	100
	Spring, 2016	64	31	4	1	100
United Kingdom	Spring, 2017	59	30	7	4	100
	Spring, 2016	58	28	11	3	100
	Spring, 2013	48	35	13	4	100
Russia	Spring, 2017	35	43	19	4	100
	Spring, 2013	46	34	14	6	100
Australia	Spring, 2017	58	29	12	2	100
	Spring, 2016	60	28	9	2	100
	Spring, 2013	52	34	12	2	100
India	Spring, 2017	47	22	7	25	100
	Spring, 2016	53	18	8	21	100
	Winter, 2013-2014	53	25	5	17	100
Indonesia	Spring, 2017	56	24	11	9	100
	Spring, 2013	59	27	8	6	100
Japan	Spring, 2017	67	26	4	3	100
	Spring, 2016	68	21	8	3	100
	Spring, 2013	72	21	5	2	100
Philippines	Spring, 2017	65	20	13	2	100
	Spring, 2013	66	26	7	1	100
South Korea	Spring, 2017	79	17	3	1	100
	Spring, 2013	85	9	4	2	100
Vietnam	Spring, 2017	61	23	13	3	100
Israel	Spring, 2017	38	40	18	4	100
	Spring, 2013	30	48	18	4	100

		Q17d. I'd like your opinion about some possible international concerns for (survey country). Do you think that ____ is a major threat, a minor threat or not a threat to (survey country)? d. global climate change				
		Major threat	Minor threat	Not a threat	DK/Refused	Total
Jordan	Spring, 2017	40	34	22	4	100
	Spring, 2013	35	42	18	5	100
Lebanon	Spring, 2017	58	33	6	2	100
	Spring, 2013	74	23	2	1	100
Tunisia	Spring, 2017	44	16	20	20	100
	Spring, 2013	62	14	10	15	100
Turkey	Spring, 2017	53	25	13	10	100
	Spring, 2013	47	27	13	13	100
Ghana	Spring, 2017	49	21	18	11	100
	Spring, 2013	51	27	10	12	100
Kenya	Spring, 2017	76	11	10	3	100
	Spring, 2016	71	16	10	2	100
	Spring, 2013	57	28	9	7	100
Nigeria	Spring, 2017	43	28	20	9	100
	Spring, 2016	42	29	20	9	100
	Spring, 2013	41	32	17	10	100
Senegal	Spring, 2017	56	17	20	7	100
	Spring, 2013	58	16	13	14	100
South Africa	Spring, 2017	59	20	13	8	100
	Spring, 2016	59	20	13	8	100
	Spring, 2013	48	26	15	11	100
Tanzania	Spring, 2017	64	17	15	3	100
Argentina	Spring, 2017	76	10	9	5	100
	Spring, 2013	71	13	9	7	100
Brazil	Spring, 2017	67	15	9	9	100
	Spring, 2013	76	15	7	2	100
Chile	Spring, 2017	86	6	5	3	100
	Spring, 2013	68	20	5	7	100
Colombia	Spring, 2017	74	15	9	3	100
Mexico	Spring, 2017	72	17	7	3	100
	Spring, 2013	52	26	13	10	100
Peru	Spring, 2017	79	11	8	1	100
Venezuela	Spring, 2017	55	21	19	5	100
	Spring, 2013	53	19	15	13	100

		Q17e. I'd like your opinion about some possible international concerns for (survey country). Do you think that _____ is a major threat, a minor threat or not a threat to (survey country)? e. the Islamic militant group known as ISIS				
		Major threat	Minor threat	Not a threat	DK/Refused	Total
United States	Spring, 2017	74	21	4	2	100
	April, 2016	80	16	3	2	100
Canada	Spring, 2017	55	34	8	3	100
	Spring, 2016	63	26	7	4	100
France	Spring, 2017	88	10	2	1	100
	Spring, 2016	91	6	2	1	100
Germany	Spring, 2017	77	19	3	2	100
	Spring, 2016	85	14	1	1	100
Greece	Spring, 2017	79	11	8	2	100
	Spring, 2016	73	18	7	2	100
Hungary	Spring, 2017	64	26	5	5	100
	Spring, 2016	70	23	5	2	100
Italy	Spring, 2017	85	10	2	2	100
	Spring, 2016	87	9	2	1	100
Netherlands	Spring, 2017	67	29	3	1	100
	Spring, 2016	72	24	3	1	100
Poland	Spring, 2017	66	23	8	4	100
	Spring, 2016	73	20	4	3	100
Spain	Spring, 2017	88	7	3	3	100
	Spring, 2016	93	5	1	1	100
Sweden	Spring, 2017	54	40	5	1	100
	Spring, 2016	69	27	3	0	100
United Kingdom	Spring, 2017	70	22	4	3	100
	Spring, 2016	79	16	2	3	100
Russia	Spring, 2017	58	30	10	3	100
Australia	Spring, 2017	59	34	5	1	100
	Spring, 2016	61	36	3	1	100
India	Spring, 2017	66	10	4	20	100
	Spring, 2016	52	13	6	29	100
Indonesia	Spring, 2017	74	12	6	8	100
Japan	Spring, 2017	62	24	6	7	100
	Spring, 2016	69	19	8	4	100
Philippines	Spring, 2017	70	14	10	6	100
South Korea	Spring, 2017	62	27	9	2	100
Vietnam	Spring, 2017	30	29	29	11	100
Israel	Spring, 2017	63	24	11	3	100
Jordan	Spring, 2017	76	14	10	1	100
Lebanon	Spring, 2017	97	2	0	0	100
Tunisia	Spring, 2017	79	7	10	4	100
Ghana	Spring, 2017	62	11	11	17	100
Kenya	Spring, 2017	73	12	9	6	100
	Spring, 2016	67	13	12	8	100
Nigeria	Spring, 2017	55	17	16	12	100
	Spring, 2016	53	20	15	12	100
Senegal	Spring, 2017	46	12	32	10	100
South Africa	Spring, 2017	45	18	17	20	100
	Spring, 2016	53	15	14	17	100
Tanzania	Spring, 2017	52	15	21	12	100
Argentina	Spring, 2017	54	13	15	18	100
Brazil	Spring, 2017	52	16	16	16	100
Chile	Spring, 2017	50	16	18	16	100
Colombia	Spring, 2017	37	15	19	29	100
Mexico	Spring, 2017	40	20	15	25	100

		Q17e. I'd like your opinion about some possible international concerns for (survey country). Do you think that ____ is a major threat, a minor threat or not a threat to (survey country)? e. the Islamic militant group known as ISIS				
		Major threat	Minor threat	Not a threat	DK/Refused	Total
Peru	Spring, 2017	37	23	21	20	100
Venezuela	Spring, 2017	36	12	22	30	100

In Tanzania and Tunisia, asked 'the militant group in Iraq and Syria known as ISIS.' Prior to 2017, asked 'the Islamic militant group in Iraq and Syria known as ISIS.'

		Q17f. I'd like your opinion about some possible international concerns for (survey country). Do you think that ____ is a major threat, a minor threat or not a threat to (survey country)? f. cyberattacks from other countries				
		Major threat	Minor threat	Not a threat	DK/Refused	Total
United States	Spring, 2017	71	23	3	2	100
	April, 2016	72	22	3	3	100
Canada	Spring, 2017	47	40	8	6	100
	Spring, 2016	49	38	8	5	100
France	Spring, 2017	64	28	6	1	100
	Spring, 2016	68	24	6	2	100
Germany	Spring, 2017	66	28	3	3	100
	Spring, 2016	66	28	3	4	100
Greece	Spring, 2017	51	23	11	15	100
	Spring, 2016	41	25	16	18	100
Hungary	Spring, 2017	36	39	10	14	100
	Spring, 2016	48	35	7	10	100
Italy	Spring, 2017	43	25	12	20	100
	Spring, 2016	51	29	8	12	100
Netherlands	Spring, 2017	57	36	5	2	100
	Spring, 2016	52	40	5	3	100
Poland	Spring, 2017	47	28	11	14	100
	Spring, 2016	56	26	4	13	100
Spain	Spring, 2017	65	21	7	7	100
	Spring, 2016	67	20	8	6	100
Sweden	Spring, 2017	44	44	8	5	100
	Spring, 2016	52	42	5	1	100
United Kingdom	Spring, 2017	61	29	5	5	100
	Spring, 2016	55	34	5	6	100
Russia	Spring, 2017	34	35	23	9	100
Australia	Spring, 2017	51	41	5	4	100
	Spring, 2016	47	45	5	4	100
India	Spring, 2017	43	21	4	32	100
	Spring, 2016	43	16	6	34	100
Indonesia	Spring, 2017	52	21	9	18	100
Japan	Spring, 2017	76	15	4	6	100
	Spring, 2016	71	18	6	4	100
Philippines	Spring, 2017	64	19	11	5	100
South Korea	Spring, 2017	77	16	4	3	100
Vietnam	Spring, 2017	41	28	18	13	100
Israel	Spring, 2017	38	42	16	4	100
Jordan	Spring, 2017	34	33	28	5	100
Lebanon	Spring, 2017	49	32	13	7	100
Tunisia	Spring, 2017	40	17	18	25	100
Turkey	Spring, 2017	54	24	10	11	100
Ghana	Spring, 2017	61	15	13	11	100
Kenya	Spring, 2017	64	15	12	9	100
	Spring, 2016	61	16	12	10	100

		Q17f. I'd like your opinion about some possible international concerns for (survey country). Do you think that ____ is a major threat, a minor threat or not a threat to (survey country)? f. cyberattacks from other countries				
		Major threat	Minor threat	Not a threat	DK/Refused	Total
Nigeria	Spring, 2017	47	27	15	11	100
	Spring, 2016	42	29	15	14	100
Senegal	Spring, 2017	51	15	14	19	100
South Africa	Spring, 2017	55	18	13	14	100
	Spring, 2016	54	20	13	13	100
Tanzania	Spring, 2017	44	20	25	11	100
Argentina	Spring, 2017	54	17	14	16	100
Brazil	Spring, 2017	59	16	14	12	100
Chile	Spring, 2017	64	17	11	8	100
Colombia	Spring, 2017	51	23	15	11	100
Mexico	Spring, 2017	54	21	13	12	100
Peru	Spring, 2017	42	26	20	12	100
Venezuela	Spring, 2017	44	19	23	15	100

		Q17g. I'd like your opinion about some possible international concerns for (survey country). Do you think that ____ is a major threat, a minor threat or not a threat to (survey country)? g. a large number of refugees leaving countries such as Iraq and Syria				
		Major threat	Minor threat	Not a threat	DK/Refused	Total
United States	Spring, 2017	36	36	26	2	100
	April, 2016	55	28	15	2	100
Canada	Spring, 2017	25	38	34	2	100
	Spring, 2016	31	37	28	4	100
France	Spring, 2017	39	41	20	1	100
	Spring, 2016	45	35	19	1	100
Germany	Spring, 2017	28	49	22	1	100
	Spring, 2016	31	44	23	2	100
Greece	Spring, 2017	67	19	14	1	100
	Spring, 2016	69	17	12	1	100
Hungary	Spring, 2017	66	26	6	2	100
	Spring, 2016	69	23	6	1	100
Italy	Spring, 2017	65	23	7	4	100
	Spring, 2016	65	25	8	1	100
Netherlands	Spring, 2017	31	44	25	0	100
	Spring, 2016	37	39	22	1	100
Poland	Spring, 2017	60	28	10	2	100
	Spring, 2016	73	21	4	2	100
Spain	Spring, 2017	42	23	33	2	100
	Spring, 2016	42	20	35	3	100
Sweden	Spring, 2017	22	48	30	1	100
	Spring, 2016	24	42	32	1	100
United Kingdom	Spring, 2017	36	36	24	4	100
	Spring, 2016	52	28	18	2	100
Russia	Spring, 2017	37	39	21	4	100
Australia	Spring, 2017	33	41	25	1	100
	Spring, 2016	36	39	23	1	100
India	Spring, 2017	35	22	7	36	100
	Spring, 2016	39	20	7	34	100
Indonesia	Spring, 2017	42	25	19	13	100
Japan	Spring, 2017	38	39	16	6	100
	Spring, 2016	39	41	16	5	100
Philippines	Spring, 2017	46	28	19	7	100
South Korea	Spring, 2017	32	43	19	6	100

		Q17g. I'd like your opinion about some possible international concerns for (survey country). Do you think that ____ is a major threat, a minor threat or not a threat to (survey country)? g. a large number of refugees leaving countries such as Iraq and Syria				
		Major threat	Minor threat	Not a threat	DK/Refused	Total
Vietnam	Spring, 2017	21	29	37	13	100
Israel	Spring, 2017	39	36	23	3	100
Jordan	Spring, 2017	46	35	18	1	100
Lebanon	Spring, 2017	66	27	7	1	100
Tunisia	Spring, 2017	48	18	30	5	100
Turkey	Spring, 2017	64	21	12	3	100
Ghana	Spring, 2017	56	17	17	10	100
Kenya	Spring, 2017	65	13	15	7	100
	Spring, 2016	66	14	17	3	100
Nigeria	Spring, 2017	50	21	22	7	100
	Spring, 2016	43	26	21	10	100
Senegal	Spring, 2017	53	17	18	12	100
South Africa	Spring, 2017	52	21	15	12	100
	Spring, 2016	58	17	15	10	100
Tanzania	Spring, 2017	57	15	21	6	100
Argentina	Spring, 2017	32	21	37	10	100
Brazil	Spring, 2017	36	23	32	9	100
Chile	Spring, 2017	29	25	37	9	100
Colombia	Spring, 2017	33	27	33	7	100
Mexico	Spring, 2017	31	34	25	9	100
Peru	Spring, 2017	27	30	33	9	100
Venezuela	Spring, 2017	27	24	39	10	100

		Q17h. I'd like your opinion about some possible international concerns for (survey country). Do you think that ____ is a major threat, a minor threat or not a threat to (survey country)? h. the condition of the global economy				
		Major threat	Minor threat	Not a threat	DK/Refused	Total
United States	Spring, 2017	37	45	14	4	100
Canada	Spring, 2017	33	48	14	5	100
France	Spring, 2017	45	39	14	2	100
Germany	Spring, 2017	22	53	20	5	100
Greece	Spring, 2017	88	5	6	1	100
Hungary	Spring, 2017	37	45	12	6	100
Italy	Spring, 2017	56	29	8	8	100
Netherlands	Spring, 2017	21	52	23	5	100
Poland	Spring, 2017	25	39	23	13	100
Spain	Spring, 2017	72	16	9	3	100
Sweden	Spring, 2017	20	60	14	5	100
United Kingdom	Spring, 2017	37	44	11	8	100
Russia	Spring, 2017	38	41	14	7	100
Australia	Spring, 2017	42	45	9	4	100
India	Spring, 2017	34	26	8	32	100
Indonesia	Spring, 2017	58	23	11	7	100
Japan	Spring, 2017	51	31	10	8	100
Philippines	Spring, 2017	46	30	20	4	100
South Korea	Spring, 2017	77	17	3	3	100
Vietnam	Spring, 2017	44	27	19	10	100
Israel	Spring, 2017	33	45	18	3	100
Jordan	Spring, 2017	59	28	11	2	100
Lebanon	Spring, 2017	73	23	3	1	100
Tunisia	Spring, 2017	62	16	13	10	100
Turkey	Spring, 2017	59	25	7	9	100

		Q17h. I'd like your opinion about some possible international concerns for (survey country). Do you think that ____ is a major threat, a minor threat or not a threat to (survey country)? h. the condition of the global economy				
		Major threat	Minor threat	Not a threat	DK/Refused	Total
Ghana	Spring, 2017	48	25	16	11	100
Kenya	Spring, 2017	70	15	10	5	100
Nigeria	Spring, 2017	53	25	17	6	100
Senegal	Spring, 2017	34	27	31	8	100
South Africa	Spring, 2017	48	25	15	12	100
Tanzania	Spring, 2017	61	19	16	4	100
Argentina	Spring, 2017	66	16	10	8	100
Brazil	Spring, 2017	57	21	11	11	100
Chile	Spring, 2017	71	17	7	5	100
Colombia	Spring, 2017	61	23	11	5	100
Mexico	Spring, 2017	65	24	8	4	100
Peru	Spring, 2017	50	26	17	7	100
Venezuela	Spring, 2017	56	21	17	6	100